

Musikalisches Naschwerk
für Solo Ukulele

by Wilfried Welti

2013



Inhalt

1 - An der Saale hellem Strande	3
2 - Bald gras' ich am Neckar	3
3 - Nehmt Abschied, Brüder	4
4 - Der Frühling hat sich eingestellt	5
5 - Drunten im Unterland	5
6 - Bunt sind schon die Wälder	6
7 - Als wir jüngst in Regensburg waren	6
8 - Hab mein Wage vollgelade	7
9 - Santa Lucia	8
10 - Row, Row, Row Your Boat	8
11 - Und in dem Schneegebirge	10
12 - Guter Mond, du gehst so stille	10
13 - Au clair de la lune	11
14 - Der Mond ist aufgegangen	11

Musikalisches Naschwerk für Solo Ukulele, Version 1.0.0
www.ukulele-arts.com

© 2013 DSP Arts Publishing
Herrnröther Str. 54
63303 Dreieich
Germany
www.dsp-arts.com

Dieses E-Book darf zu Ihrem persönlichen Gebrauch gedruckt oder kopiert werden.

1 An der Saale hellem Strande

Friedrich Ernst Fesca (1789 - 1826)

0 2 0 2 0 2 0 2 0 2 0 2 0 2 0 0 0 0

2 2 2 2 2 2 2 2 2 2 2 2 2 2 2 2 2 2

2 2 2 2 2 2 2 2 2 2 2 2 2 2 2 2 2 2

0 0 2 0 0 0 0 0 0 0 0 0 0 0 0 0 0 0

2 2 2 2 2 2 2 2 2 2 2 2 2 2 2 2 2 2

2 2 2 2 2 2 2 2 2 2 2 2 2 2 2 2 2 2

2 Bald gras' ich am Neckar

Schwäbische Volksweise

0 0 0 0 0 0 0 0 0 0 0 0 0 0 0 0 0 0

3 0 0 0 0 0 0 0 0 0 0 0 0 0 0 0 0 0

0 0 0 0 0 0 0 0 0 0 0 0 0 0 0 0 0 0

0 0 0 0 0 0 0 0 0 0 0 0 0 0 0 0 0 0

0 0 0 0 0 0 0 0 0 0 0 0 0 0 0 0 0 0

0 0 0 0 0 0 0 0 0 0 0 0 0 0 0 0 0 0

3 Nehmt Abschied, Brüder

Robert Burns (1759 - 1796)

The first system of music consists of a treble clef staff with a key signature of one flat and a common time signature. The melody is written in a simple, folk-like style. Below the staff is a guitar tablature with three lines labeled T (Treble), A (Middle), and B (Bass). The tablature uses numbers 0-5 to indicate fret positions and arrows to show string direction. The first measure has a 0 on the B string. The second measure has a 1 on the T string, a 0 on the A string, and a 2 on the B string. The third measure has a 0 on the T string, a 1 on the A string, and a 2 on the B string. The fourth measure has a 1 on the T string, a 3 on the A string, and a 0 on the B string. The fifth measure has a 1 on the T string, a 0 on the A string, and a 0 on the B string. The sixth measure has a 1 on the T string, a 1 on the A string, and a 0 on the B string. The seventh measure has a 0 on the T string, a 3 on the A string, and a 2 on the B string. The eighth measure has a 5 on the T string, a 1 on the A string, and a 3 on the B string. The ninth measure has a 5 on the T string, a 1 on the A string, and a 2 on the B string.

The second system of music continues the melody from the first system. The tablature for the first measure has a 3 on the T string, a 1 on the A string, and a 2 on the B string. The second measure has a 0 on the T string, a 1 on the A string, and a 2 on the B string. The third measure has a 1 on the T string, a 1 on the A string, and a 2 on the B string. The fourth measure has a 1 on the T string, a 3 on the A string, and a 0 on the B string. The fifth measure has a 1 on the T string, a 0 on the A string, and a 0 on the B string. The sixth measure has a 1 on the T string, a 2 on the A string, and a 2 on the B string. The seventh measure has a 1 on the T string, a 3 on the A string, and a 0 on the B string. The eighth measure has a 1 on the T string, a 0 on the A string, and a 2 on the B string. The ninth measure has a 1 on the T string, a 0 on the A string, and a 2 on the B string. The tenth measure has a 5 on the T string, a 1 on the A string, and a 2 on the B string.

The third system of music continues the melody. A fermata is placed over the final note of the system. The tablature for the first measure has a 3 on the T string, a 1 on the A string, and a 2 on the B string. The second measure has a 0 on the T string, a 1 on the A string, and a 2 on the B string. The third measure has a 1 on the T string, a 1 on the A string, and a 2 on the B string. The fourth measure has a 1 on the T string, a 3 on the A string, and a 0 on the B string. The fifth measure has a 1 on the T string, a 0 on the A string, and a 0 on the B string. The sixth measure has a 5 on the T string, a 1 on the A string, and a 0 on the B string. The seventh measure has a 3 on the T string, a 0 on the A string, and a 2 on the B string. The eighth measure has a 0 on the T string, a 1 on the A string, and a 2 on the B string. The ninth measure has a 3 on the T string, a 0 on the A string, and a 2 on the B string. The tenth measure has a 5 on the T string, a 6 on the A string, and a 7 on the B string. The eleventh measure has a 8 on the T string, a 6 on the A string, and a 7 on the B string.

The fourth system of music concludes the piece. The tablature for the first measure has a 3 on the T string, a 1 on the A string, and a 2 on the B string. The second measure has a 0 on the T string, a 1 on the A string, and a 2 on the B string. The third measure has a 1 on the T string, a 1 on the A string, and a 2 on the B string. The fourth measure has a 1 on the T string, a 3 on the A string, and a 0 on the B string. The fifth measure has a 1 on the T string, a 0 on the A string, and a 0 on the B string. The sixth measure has a 0 on the T string, a 1 on the A string, and a 0 on the B string. The seventh measure has a 1 on the T string, a 2 on the A string, and a 2 on the B string. The eighth measure has a 1 on the T string, a 0 on the A string, and a 2 on the B string. The ninth measure has a 1 on the T string, a 0 on the A string, and a 2 on the B string. The tenth measure has a 1 on the T string, a 0 on the A string, and a 2 on the B string.

4 Der Frühling hat sich eingestellt

Johann Friedrich Reichardt (1752 - 1814)

First system of music for 'Der Frühling hat sich eingestellt'. The treble clef staff contains the melody in common time. The bass clef staff contains the guitar tablature, with fret numbers 0, 2, 3, and 5, and arrows indicating string direction.

Second system of music for 'Der Frühling hat sich eingestellt'. The treble clef staff begins with a measure rest (5). The bass clef staff contains the guitar tablature, with fret numbers 0, 2, 3, 5, and 7, and arrows indicating string direction.

5 Drunten im Unterland

Friedrich Silcher (1789 - 1860)

First system of music for 'Drunten im Unterland'. The treble clef staff is in 3/4 time with a key signature of two sharps (F# and C#). The bass clef staff contains the guitar tablature. A 'Fine' marking is present at the end of the system.

Second system of music for 'Drunten im Unterland'. The treble clef staff begins with a measure rest (5). The bass clef staff contains the guitar tablature. A 'D.C. al Fine' marking is present at the end of the system.

6

Bunt sind schon die Wälder

Johann von Salis-Seewis (1762 - 1834)

The first system of music for 'Bunt sind schon die Wälder' consists of a treble clef staff with a key signature of one sharp (F#) and a 6/8 time signature. The melody is written in eighth notes. Below the staff is a guitar tablature with three lines labeled T (top), A (middle), and B (bottom). The tablature includes fret numbers (0, 2, 3, 4) and arrows indicating fingerings and string directions.

The second system of music continues the piece. It begins with a measure marked with a '5' above the staff, indicating a fifth fret change. The notation includes a sharp sign (#) on the second line of the treble clef staff. The tablature continues with fret numbers and directional arrows.

The third system of music concludes the piece. It features a final measure with a double bar line. The tablature includes a '5' on the top line, indicating a fifth fret change, and ends with a double bar line.

7

Als wir jüngst in Regensburg waren

Bayrische Volksweise (18. Jhdt.)

The first system of music for 'Als wir jüngst in Regensburg waren' is in 2/4 time. The melody is written in eighth notes. The tablature includes fret numbers (0, 1, 2, 3) and arrows indicating fingerings and string directions.

8

T
A
B

15

T
A
B

8 Hab mein Wage vollgelade

Niederländische Volksweise (17. Jhdt.)

1. 2.

T
A
B

6

T
A
B

9 Santa Lucia

Teodoro Cottrau (1827 - 1879)

3 3 2 2 1 1 0 0 0 0 0 0 1 2 1

1 0 2 0 0 7 5 3 2 0 5 5 5 5 2 3

1. 2. 7 8 8 0 0 5 5 5 0 7 5 3 5 7 5 5 3

10 Row, Row, Row Your Boat

Eliphalet Oram Lyte (1842 - 1913)

3 3 3 0 0 0 0 0 0 1 0 2 0

9

T 3 3 3 3 3 3
 A 0 0 0 0 0 0
 B 0 0 0 2 0 2 0 1 0 0 0 0

13

T 3 3 3 3 3 3
 A 0 0 0 0 0 0
 B 0 0 0 0 0 0 0 0 0 0 0 0 1 0 2 0 0

17

T 2 2 2 0 2 2 2 2 2 3 5 5 5 5
 A 3 3 3 3 3 3 3 3 3 3 3 3 3 3
 B 2 2 2 0 2 2 2 2 2 2 2 2 2 2 0 0 0 0

21

T 10 10 10 5 5 5 2 2 2 2 2 2 5 3 2 0
 A 7 7 7 7 7 7 3 3 3 3 3 3 3 3 3 3
 B 0 0 0 0 0 0 2 2 2 2 2 2 2 2 2 2 0 0 0 0

11

Und in dem Schneegebirge

Schlesische Volksweise (18. Jhdt.)

First system of musical notation for 'Und in dem dem Schneegebirge'. It consists of a treble clef staff with a key signature of two sharps (F# and C#) and a 6/8 time signature. The melody is written in eighth notes. Below the staff are three lines for guitar strings: Treble (T), Alto (A), and Bass (B). Fingerings are indicated by numbers 0-5 and arrows for fretting and picking.

Second system of musical notation for 'Und in dem dem Schneegebirge', starting at measure 6. It continues the melody and accompaniment from the first system, ending with a double bar line.

12

Guter Mond, du gehst so stille

Anonym (1838)

First system of musical notation for 'Guter Mond, du gehst so stille'. It features a treble clef, a key signature of one flat (Bb), and a common time (C) signature. The melody is in quarter notes. The guitar accompaniment is shown on T, A, and B strings with fingerings and a triplet in the first measure.

Second system of musical notation for 'Guter Mond, du gehst so stille', starting at measure 4. It includes a 'V' (Vibrato) marking over the melody and ends with 'D.C. al Fine' and a double bar line.

13 Au clair de la lune

Jean-Baptiste Lully (1632 - 1687)

Fine

D.C. al Fine

14 Der Mond ist aufgegangen

Johann Abraham Peter Schulz (1747 - 1800)






1. 2.

Weitere E-Books sind erhältlich bei:

<http://www.ukulele-arts.com>

More e-books are available at:

<http://www.ukulele-arts.com/?lang=en>



Neue Video-Aufnahmen:

New video recordings:

<http://www.youtube.com/user/wwelti>

MP3-Aufnahmen für dieses E-Book sind in Kürze erhältlich!
Das nächste E-Book wird im Januar 2014 erscheinen, und viele
Arrangements der YouTube-Videos von 2013 enthalten.

MP3 recordings for this e-book will be available soon!
The next e-book will be available in January 2014, and
contains many arrangements of YouTube videos from 2013.