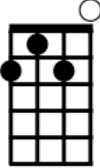
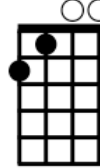

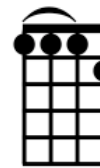


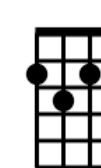
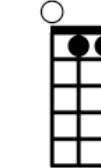


I Put a Spell on You



Nina Simone

F#m	F#m ⁷	D ⁷	C# ⁷	Bm	Bm ⁷	F#dim ⁷	Aaug ⁷
							
213	21	1112	1112	3111	1111	1324	12

INTRO

F#m F#m⁷ D⁷ C#⁷
Bm Bm⁷ C#⁷

VERSE 1

F#m F#m⁷ D⁷ C#⁷
I put a spell on you
F#m F#m⁷
Cause you're mine
Bm Bm⁷
You better stop the things you do
C#⁷
I ain't lyin', no, I ain't lyin'
F#m F#⁷
You know I can't stand it, you're runnin' around
Bm Bm⁷
You know better daddy, I can't stand it cause you put me down
F#m F#m⁷ D⁷
I put a spell on you
C#⁷ F#m F#dim⁷ C#⁷
Because you're mine, you're mine

SOLO

F#m F#m⁷ D⁷ C#⁷
F#m F#⁷
Bm Bm⁷
C#⁷

VERSE 2

F#m

Do-do, I love you, I love you

F#7

I love you, I love you anyhow

Bm

And I don't care if you don't want me

D7

I'm yours right now

F#m

F#m7

D7

You hear me? I put a spell on you

C#7

F#m

D7

Bm

A7aug

F#m

Because you're mine

INTRO

The Intro section consists of three lines of music on a six-stringed ukulele. Each line starts with a chord change and a measure number. The first line is for F#m (measure 1), F#m7 (measures 2-3), and D7 (measures 4-6). The second line is for C#7 (measures 7-8), Bm (measures 9-10), and Bm7 (measures 11-12). The third line is for C#7 (measure 13) and F#m (measures 14-15). Fingerings are indicated by numbers 1-4 on the strings. A 'P' (pull-off) is marked above the 4th fret on the 2nd string in measure 12 and above the 3rd fret on the 2nd string in measure 14. The piece ends with a double bar line at the end of measure 15.